

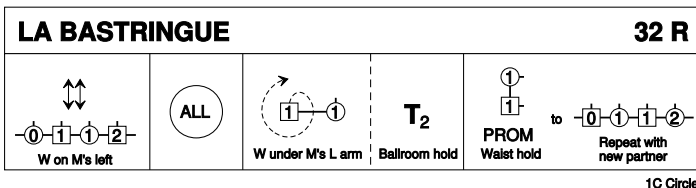
WELCOME DANCE 29 NOVEMBER 2024/MAROSTICA

1 LA BASTRINGUE R32 · 1RR

Source unknown · Crib: E-cribs · Diagram: Keith Rose's Diagrams

Form Big Circle, W on L of M

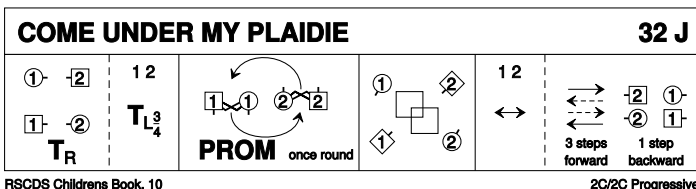
- 1- All A&R to centre ; repeat
- 9- Circle L ; Circle R, finish NHJ with P
- 17- M swings W once under his L arm and into 2 fast turns R in ballroom hold, finish facing cclw RR, W outside
- 25- All promenade in waist hold, at end form circle, M finding a new P on his L



2 COME UNDER MY PLAIDIE J32 · 2RR

Scottish Country Dances for Children · Crib: E-cribs · Diagram: Keith Rose's Diagrams

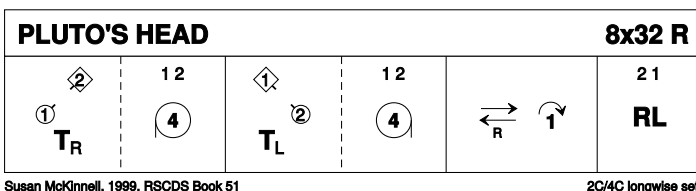
- 1- All turn person opposite RH ; all turn P LH $\frac{3}{4}$ into promhold, next to other couple (M inside), facing cclw
- 9- Both C promenade once cclw to original places
- 17- L-Chain (along line of dance)
- 25- All A&R ; All advance [3] passing opposite person Rsh, retire [1] to face new couple



3 PLUTO'S HEAD R32 · 2/4L

Sue McKinnell: RSCDS LI 10 · Crib: E-cribs · Diagram: Keith Rose's Diagrams

- 1- 1M+2W turn RH ; 1c+2c Circle4 L
- 9- 1W+2M turn LH ; 1c+2c Circle4 R
- 17- 1c lead down {3}, lead up {3} | cast off (2c up)
- 25- 2c+1c R&L (2,1)

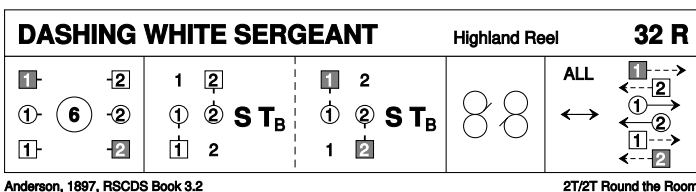


4 THE DASHING WHITE SERGEANT R32 · 3+3RR

RSCDS III 2 · Crib: E-cribs · Diagram: Keith Rose's Diagrams

Trio face trio RR.

- 1- Circle6 and back
- 9- Each centre person sets to RH P and turns him/her BH ; repeat with LH P
- 17- Reel3 across, Lsh to RH P
- 25- In lines of 3 across A&R ; advance Rsh through the opposite line of 3 to meet the next line of 3.

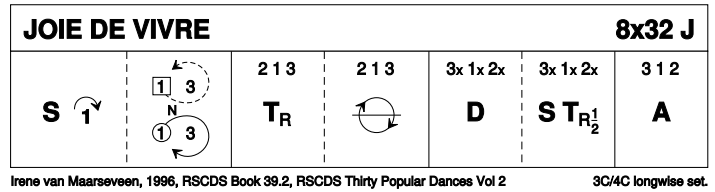


Many variations in handing, polite turns, arches and shoulder exist

5 JOIE DE VIVRE J32 · 3/4L

Irene van Maarseveen: RSCDS XXXIX 2 · Crib: E-cribs · Diagram: Keith Rose's Diagrams


- 1- 1c set | cast (2c up) ; dance between 3c and cast up to (2,1,3)
- 9- All turn P RH to sidelines ; all chase clw half round (to 3x,1x,2x)
- 17- All dance BtoB ; all set | all ½ RH turn into
- 25- 3c+1c+2c Allemande (2,1,3)



6 MAIRI'S WEDDING R40 · 3/4L

James B Cosh: Twenty Two SCD · Crib: E-cribs · Diagram: Keith Rose's Diagrams

- 1- 1c turn RH | cast (2c up) ; turn LH to face 1cnrs
- 9- 1c ½ Reel4 with 1cnrs (pass P Lsh) ; Repeat with 2cnrs
- 17- Repeat with 3cnrs (1cnr person) ; Repeat with 4cnrs (2cnr person)
- 25- 1W+2c & 1M+3c Reels3 across, Lsh to 1cnr
- 33- 2c+1c+3c circle6 and back

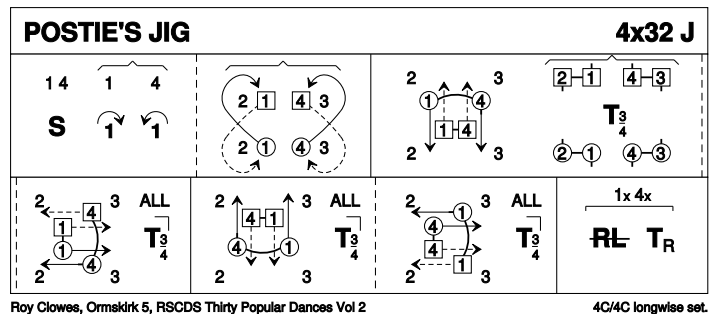


Note: Cosh explicitly tells 1c to pass Lsh in [9–24]; however the Rsh pass is quite common, and sometimes nicknamed “Mairi’s Divorce”.

7 POSTIE'S JIG J32 · 4/4L

Roy Clowes: Thirty Popular Dances, Volume Two · Crib: E-cribs · Diagram: Keith Rose's Diagrams

- 1- 1c+4c set, cast to middle positions (2c+3c step to end) ; 1c&4c ½ Fig8 round end C (2,1x,4x,3)
- 9- 1M+4M and 1W+4W cross NHJ, (W under men’s arch), turn cnr ¾ with ‘free’ hand ; 1c facing 4c change places NHJ (arch going up), turn cnr as before
- 17- Repeat (Men’s arch ; arch going up)
- 25- 1c+4c ½ R&L ; turn P RH

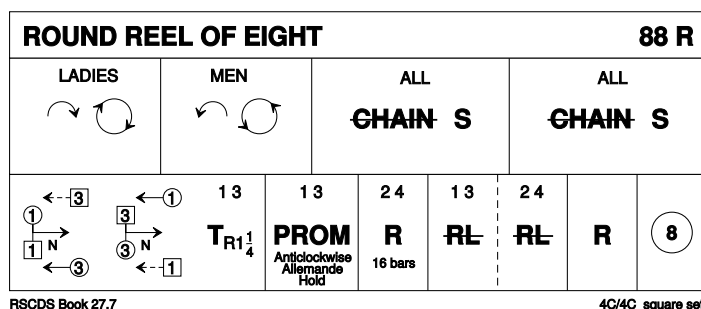


Note that both times the couple moving UP makes the arch.

8 ROUND REEL OF EIGHT R88 · 4S

RSCDS XXVII 7 · Crib: E-cribs · Diagram: Keith Rose's Diagrams

- 1- All W cast by the R and round the set to places
- 9- All M cast by the L and round the set to places
- 17- G-Chain halfway round {6} | all set to P
- 25- Continue G-Chain to places {6} | all set to P
- 33- 1c & 3c change places, 1c passing inside {3}, repeat back to places, 3c passing inside {3} | 1c+3c turn RH 1¼ into Allemande hold
- 41- 1c+3c (passing Lsh) Promenade cclw round inside of set to places
- 49-64 2c+4c repeat [33-48] (2c pass inside first)
- 65- 1c+3c half R&L ; 2c+4c half R&L
- 73- Repeat [65-72] (to 1,2,3,4)
- 81- All Circle8 and back

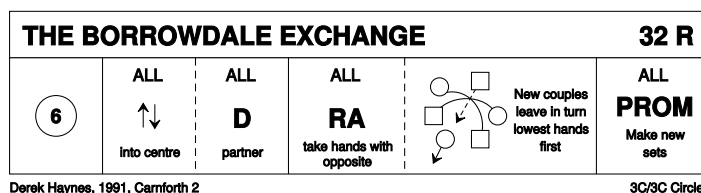


9 THE BORROWDALE EXCHANGE R32 · 3T

Derek Haynes: Carnforth Collection of SC Dances 2 · Crib: E-cribs · Diagram: Keith Rose's Diagrams

Start with groups of 3 couples forming a circle, M on left of P

- 1- All circle6 and back
- 9- All A&R into centre ; Dance BtoB with P
- 17- All wheel RH (take hands with dancer opposite) ; on bar 5 the W whose hand is lowest moves under to join new P, bar 7: next W moves under to join new P
- 25- All three "new free couples" Promenade to anywhere in the room to form trio with 2 other couples.



only bars 9-16 differ from the Dunedin Festival Dance